



# TAZAMA PETROLEUM PRODUCTS LTD

P.O. BOX 71651 | Zambia

## MARKET SHARE BY LOCATION

March 01, 2026 - March 31, 2026

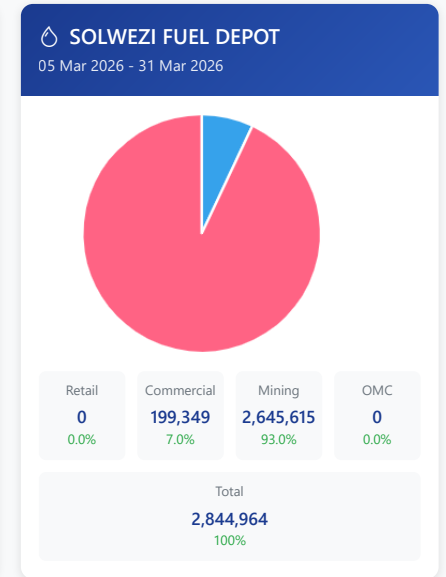
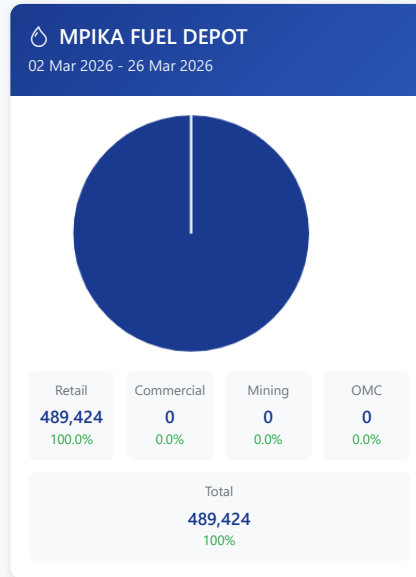
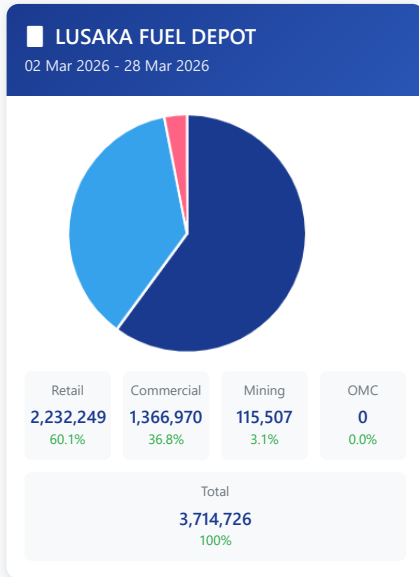
Filter Dates Export Excel Export PDF

01/03/2026 to 31/03/2026 Clear

### Reports Navigation

- Marker Type List
- Detailed Marker Type Analysis
- Total Uplifts Market Shares
- Market Share by Location**
- Market Share by OMC

Retail Commercial Mining OMC Bulk Depot



### All Locations Summary

Comparative view across all locations

Location	Retail (Ltrs)	Retail %	Commercial (Ltrs)	Commercial %	Mining (Ltrs)	Mining %	OMC Bulk Depot (Ltrs)	OMC %	Total Uplifts
LUSAKA FUEL DEPOT	2,232,249	60.09%	1,366,970	36.80%	115,507	3.11%	0	0.00%	3,714,726
MPIKA FUEL DEPOT	489,424	100.00%	0	0.00%	0	0.00%	0	0.00%	489,424
NDOLA FUEL TERMINAL	66,346,274	79.64%	11,213,433	13.46%	5,749,172	6.90%	0	0.00%	83,308,879
SOLWEZI FUEL DEPOT	0	0.00%	199,349	7.01%	2,645,615	92.99%	0	0.00%	2,844,964
<b>GRAND TOTAL</b>	<b>69,067,947</b>	<b>76.44%</b>	<b>12,779,752</b>	<b>14.14%</b>	<b>8,510,294</b>	<b>9.42%</b>	<b>0</b>	<b>0.00%</b>	<b>90,357,993</b>