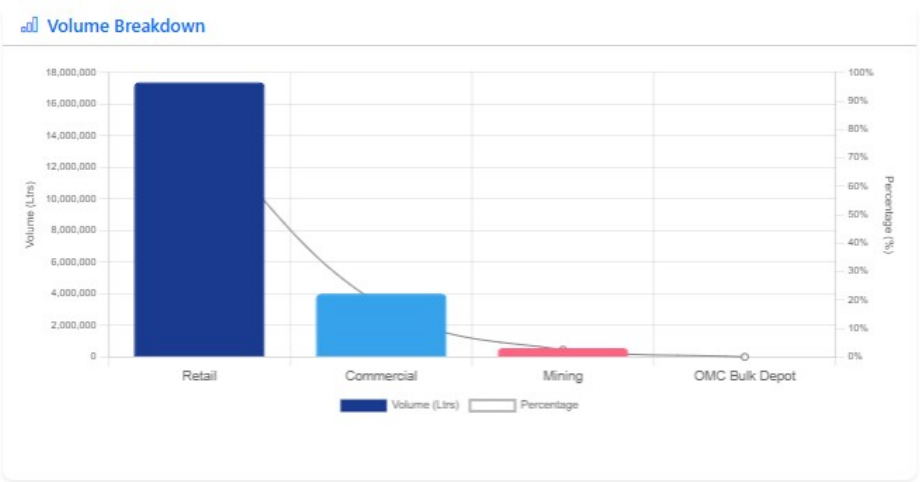
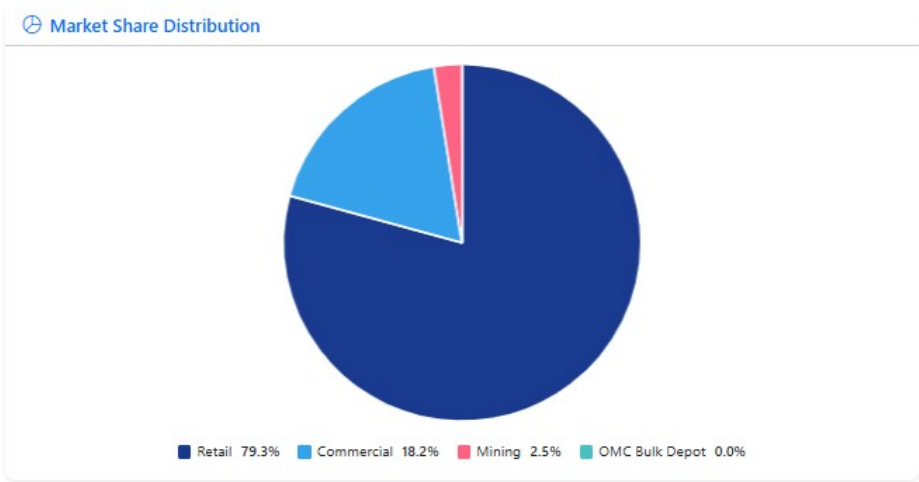


LUSAKA FUEL DEPOT

Market share analysis for LUSAKA FUEL DEPOT
Date range: 1/2/2026 to 1/31/2026

Retail 17,389,190 79.3%	Commercial 3,997,084 18.2%	Mining 555,548 2.5%	OMC Bulk Depot 0 0.0%	Total Uplifts 21,941,822 100%
-------------------------------	----------------------------------	---------------------------	-----------------------------	-------------------------------------



LUSAKA FUEL DEPOT

MPIKA FUEL DEPOT

NDOLA FUEL TERMINAL

SOLWEZI FUEL DEPOT

MPIKA FUEL DEPOT

Market share analysis for MPIKA FUEL DEPOT

Date range: 1/2/2026 to 1/31/2026

Retail

4,385,293

100.0%

Commercial

0

0.0%

Mining

0

0.0%

OMC Bulk Depot

0

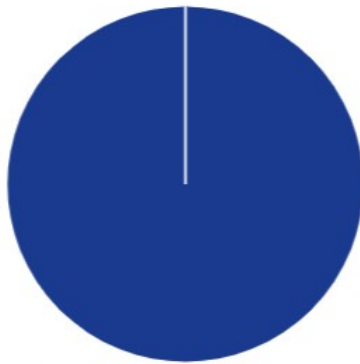
0.0%

Total Uplifts

4,385,293

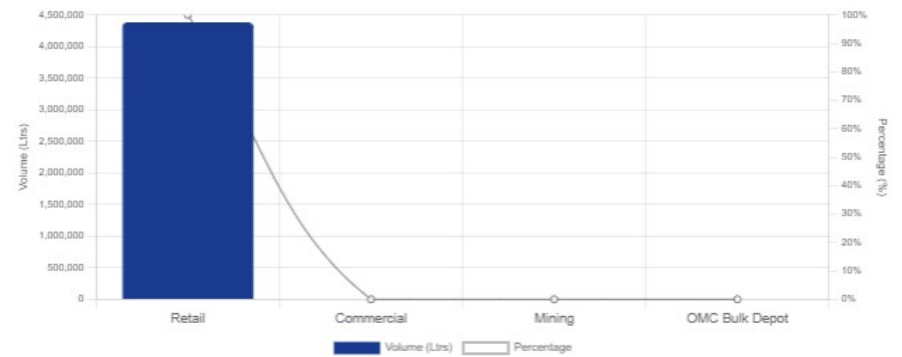
100%

Market Share Distribution



■ Retail 100.0% ■ Commercial 0.0% ■ Mining 0.0% ■ OMC Bulk Depot 0.0%

Volume Breakdown



LUSAKA FUEL DEPOT

MPIKA FUEL DEPOT

NDOLA FUEL TERMINAL

SOLWEZI FUEL DEPOT

NDOLA FUEL TERMINAL

Market share analysis for NDOLA FUEL TERMINAL

Date range: 1/2/2026 to 1/31/2026

Retail

42,728,303

88.5%

Commercial

1,732,594

3.6%

Mining

3,803,180

7.9%

OMC Bulk Depot

0

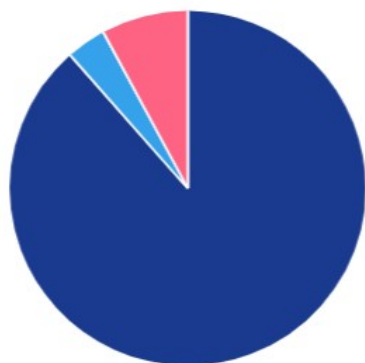
0.0%

Total Uplifts

48,264,077

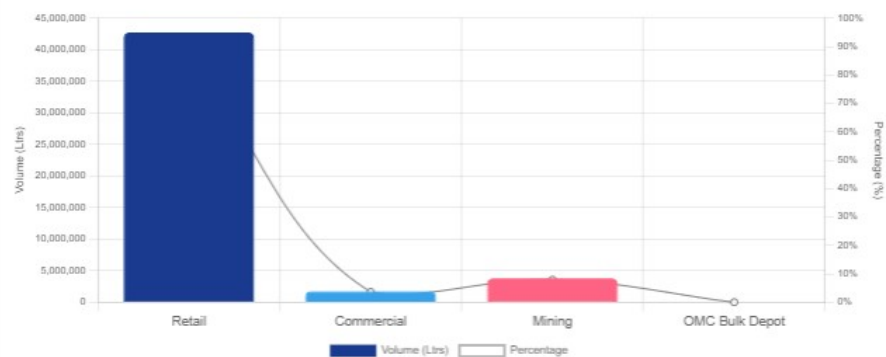
100%

Market Share Distribution



■ Retail 88.5% ■ Commercial 3.6% ■ Mining 7.9% ■ OMC Bulk Depot 0.0%

Volume Breakdown



LUSAKA FUEL DEPOT

MPIKA FUEL DEPOT

NDOLA FUEL TERMINAL

SOLWEZI FUEL DEPOT

SOLWEZI FUEL DEPOT

Market share analysis for SOLWEZI FUEL DEPOT

Date range: 1/2/2026 to 1/31/2026

Retail
856,720
12.8%

Commercial
34,832
0.5%

Mining
5,815,522
86.7%

OMC Bulk Depot
0
0.0%

Total Uplifts
6,707,074
100%

Market Share Distribution



■ Retail 12.8% ■ Commercial 0.5% ■ Mining 86.7% ■ OMC Bulk Depot 0.0%

Volume Breakdown

